Year 6 - Multiplying by 10, 100 and 1,000 — Lesson Guide

Step 1

1.13 × 100 = ☐



First, we circle the multiplication sign so we know which operation is in the question.

Step 2

1.13 × 100 = ☐



Remember: The decimal point stays between the ones and tenths.

Next, we underline the 100 so we do not accidentally multiply by the wrong amount. We can use place value instead of a column method. Each digit becomes worth 100 times as much. The decimal point stays between the ones and tenths columns.

Step 3

1.13 × 100 = ☐

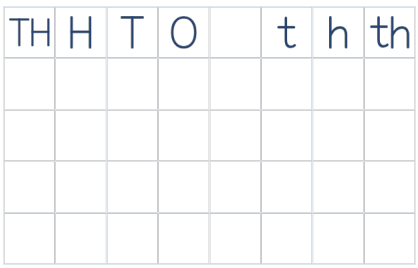

Next, we write the place-value headings, with one heading in each box. The ones are immediately to the left of the decimal point. Tenths come first on the right. Next are hundredths, with 100 to a whole. Then come thousandths, with 1,000 to a whole.

Step 4

1.13 × 100 = ☐

TH	H	T	O		t	h	th
			1	.	1	3	

Now, we write 1.13 in the correct columns, with one digit in each box. We keep its original place values.

Step 5

1.13 × 100 = ☐

TH	H	T	O		t	h	th
			1	.	1	3	
	1						

Remember: Move every digit the same number of places. The order of the digits stays the same.

The 1 in the ones column stands for 1 one. Multiplying by 100 makes it 1 hundred. Write 1 in the hundreds column.

Step 6

1.13 × 100 = ☐

TH	H	T	O		t	h	th
			1	.	1	3	
	1	1					

Remember: Move every digit the same number of places. The order of the digits stays the same.

The 1 in the tenths column stands for 1 tenth. Multiplying by 100 makes it 1 ten. Write 1 in the tens column. The 1 is already in the hundreds column.

Step 7

1.13 × 100 = ☐

TH	H	T	O		t	h	th
			1	.	1	3	
	1	1	3				

Remember: Move every digit the same number of places. The order of the digits stays the same.

The 3 in the hundredths column stands for 3 hundredths. Multiplying by 100 makes it 3 ones. Write 3 in the ones column. The 1 is already in the tens column.

Step 8

1.13 × 100 = 113

TH	H	T	O		t	h	th
			1	.	1	3	
	1	1	3				

Now, we check each digit is in the correct column. Our product is 113. We copy it into the answer box. Make sure you copy the answer correctly.